

Specifications

Model	CCN-7924S-40
Pick up Element	1/3" 2.43 Megapixel CMOS Image Sensor
Video Compression	H.264 / JPEG
Bit Rate	64 - 12,000Kbps
Minimum Illumination	0 lux with IR On
S/N Ratio	More than 50dB
Max Image Size	1920 x 1080
Backlight Compensation	Support
Auto Electronic Shutter	NTSC: 1 ~ 1/10,000s (adjustable)
Frame Rate	60Hz 30FPS @ 1080P
IR Distance	65 Feet (with 5X21 PCS Infrared LED)
Communication Interface	RJ45 (10M/100M) Adaptive Ethernet Port
Day/Night Activation	User Selectable
Onvif	Onvif 2.4
Power/Current	12Vdc (+/-5%) / 500mA
Lens	2.8-12mm Manual Zoom Lens
Dimension (mm)	3 5/8"(W) x 3 1/2"(H) x 11 1/2"(L)
Weight (g)	2.65 pounds
Operating Temperature	14°F ~ 122°F RH95% MAX
Storage Function	FTP, Local, NVR, SMTP

Packing List

No	Name	Model	Number
1.	IP Env IR Color Bullet	CCN-7924S-40	1
2.	User Guide	CCN-7924S-40	1



3706 ALLIANCE DRIVE
 GREENSBORO, NC 27407-2016
 (888) 50-CREST/336-855-6422
 FAX: 336-855-6676
www.crestelectronics.com

CCN-7924S-40 IP Environmental Bullet

User Guide

2.4MP IP Environmental IR Bullet w/ 5-Axis Bracket



NOTE:
 Please read this guide BEFORE
 installing



KEY FEATURES

*Ultra-low illumination and high-performance real-time screen, support ABLC image effect.

*Support WEB configuration, and IE network Monitoring

*Support dual-stream.

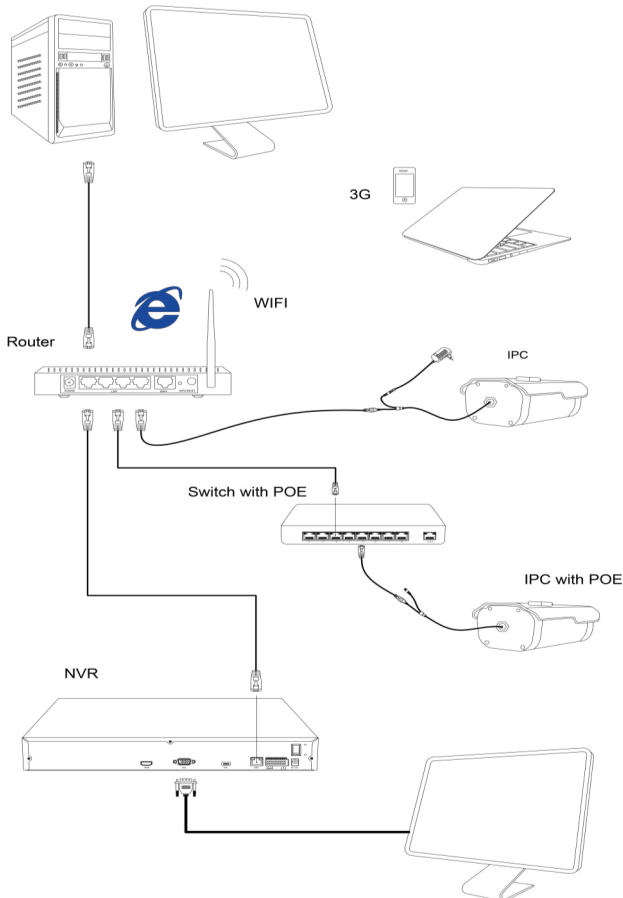
*Support OSD, color, brightness, saturation and digital zoom settings.

*Support real-time video transmission, video motion detection and privacy masking.

*Support remote monitoring, ONVIF 2.4 protocol and IR-CUT switch.

*Support P2P network platform.

CONNECTIONS



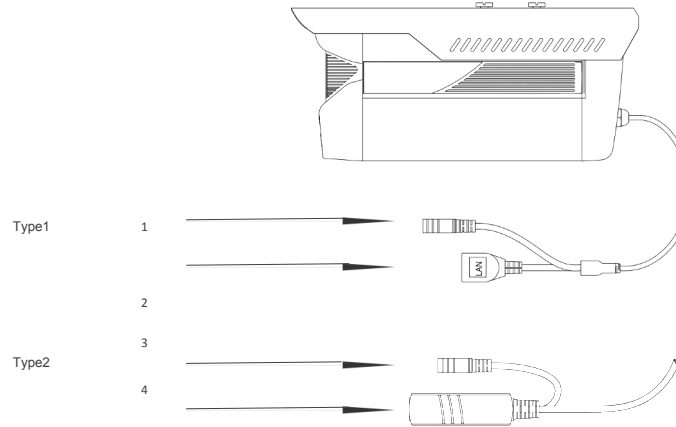
CAMERA STRUCTURE

Illustration

The following structure diagram is used as an example for the different appearances of different models.

1. Input interface

External camera structure diagram



Sequence NO.	Interface	Functional description
1	Power connector	12V DC input power
2	Network interface	Network data transmission
3	Power connector (for stand-by power)	12V DC input power
4	Network interface	Network data transmission, 12V DC input power

CAMERA DEFAULT INFO

User Name: admin
Password: admin
Default IP: 192.168.1.168

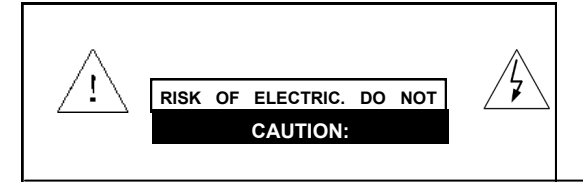
INTRODUCTION

The Crest Electronics CCN-7924S-40 camera is based on the latest high-resolution image sensor and is capable of delivering a resolution of 1080P. The Wide Dynamic Range of the sensor allows the camera to capture detailed images even in challenging lighting conditions. With built in Smart IR, varifocal lens and OSD menu, this camera can be adjusted to suit a wide variety of needs.

Please read this instruction manual carefully to ensure proper use of the camera.



NOTICE: For best result, please read this instruction booklet prior to installing the CCN-7924S-40 camera.



CAUTION: TO REDUCE THE RISK OF ELECTRIC SHOCK DO NOT REMOVE COVER OR BACK. NO USER SERVICEABLE PARTS INSIDE. REFER SERVICE-ING

CAUTION: CSA CERTIFIED/UL LISTED CLASS 2 POWER ADAPTORS MUST BE USED IN ORDER TO COMPLY WITH ELECTRICAL SAFETY STAND-

